



# CERSAIE 2023 NEWS

---

District	4
Plate	16
Heritage	24
Decori	48
Journey	56



## ISPIRAZIONE/ INSPIRATION

### Racconti urbani

Le creazioni Keope per la nuova stagione nascono dalla contaminazione tra spazio urbano e natura. La città è un nuovo Eden, un paesaggio di metallo e cemento che condivide la propria esistenza con gli elementi naturali ai quali l'uomo si affida per ritrovare le proprie radici: legno e pietra. Le serie presentate creano un mosaico variegato, specchio di questa complessità. I metalli ceramici di Plate e i cementi raffinati della collezione District rileggono lo stile industriale in chiave domestica. Il legno di Journey, con le sue calde essenze di rovere, e la pietra di Portland di Heritage rivestono accoglienti nidi urbani.

### Urban Tales

*The inspiration for Keope's new season creations is the contamination between urban space and nature. The city is a new Eden, a landscape of metal and concrete that shares its existence with the natural elements on which man relies to find his roots: wood and stone. This complexity is reflected in the series presented, which form a varied mosaic. The ceramic metals of Plate and the refined cements of the District collection reinterpret the industrial style in a more domestic key. Cozy urban nests are enveloped in the wood effect of Journey, with its warm oak essences, and the stone effect of Heritage, inspired by Portland stone.*

# district

## *Urban Wilderness*

*La forza espressiva del cemento ispira una collezione che ripropone i canoni estetici del brutalismo, adattandoli al bisogno contemporaneo di ricongiungersi con l'elemento naturale. Cosmopoli e natura. Dalla fusione di due mondi nasce District, una serie che esprime il valore estetico del cemento nudo in modo attuale e ricercato. La natura lascia la propria impronta sulla superficie delle lastre di gres, arricchendole di sassolini, schegge minerali e inclusioni materiche. È un cemento morbido e domestico quello di District, pensato per rivestire confortevoli nidi urbani e spazi commerciali contemporanei. La disinvoltura con cui la serie si adatta a rivestire ambienti indoor e outdoor la rende ideale per progetti architettonici di grande respiro.*

*The expressive power of concrete inspires a collection that revisits the aesthetic canon of Brutalism and adapts it to today's need to reconnect with the natural element. Cosmopolis and nature. From the fusion of two worlds comes District, a series that expresses the aesthetic value of bare concrete in a contemporary and sophisticated way. Nature leaves its mark on the surface of the porcelain stoneware slabs, enriching them with pebbles, mineral chips and material inclusions. District's concrete is soft and domestic, designed to cover comfortable urban nests and contemporary commercial spaces. The ease with which the series adapts to cover indoor and outdoor spaces makes it ideal for large-scale architectural projects.*




*Silver*



*Grey*



*Ivory*



*Greige*

# SILVER



SILVER 120x120 (48"x48")

PLATE ANTHRACITE 120x120 (48"x48")

district

# GREIGE

GREIGE 80x80 (32"x32")  
9CENTO AURORA BEIGE 120x278 (48"x110")



district

# GREY



GREY 120x120 (48"x48")  
9CENTO RIFLESSO BIANCO 120x278 (48"x110")

district

# IVORY

IVORY 60x120 (24"x48")  
IVORY 60x60 (24"x24") R11  
PLATE COPPER 120x120 (48"x48")



district



# 4 COLORI/ COLOURS

# 1 DECORI/ DECORS

# 8 FORMATI/ SIZES

# 4 PEZZI SPECIALI/ TRIMS

DISTRICT GREY V2




DISTRICT SILVER V2



DISTRICT GREIGE V2




DISTRICT IVORY V2



MOSAICO ■ 30x30 (12"x12") RT 9mm  
TESSERE: 2,8x2,8 (1<sup>1/8</sup>"x1<sup>1/8</sup>")



DISTRICT GREY




DISTRICT SILVER




DISTRICT GREIGE




DISTRICT IVORY



■ 120x120 (24"x48") RT 9mm



■ 60x120 (24"x48") RT 9mm



■ 80x80 (32"x32") RT 9mm  
▲ 80x80 (32"x32") RT 20mm



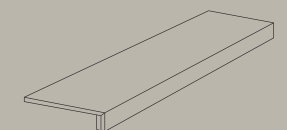
■▲ 60x60 (24"x24") RT 9mm



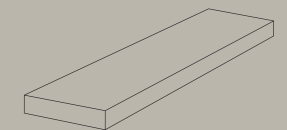
■▲ 30x60 (12"x24") RT 9mm



BATTISCOPA  
BULLNOSE  
■ 4,6x120 (1<sup>13/16</sup>"x48") RT 9mm  
■ 7x80 (2<sup>3/4</sup>"x32") RT 9mm



SCALINO INCOLLATO  
GLUED STEP TREAD  
■ 33x120 (13"x48") RT 9mm



ANGOLARE INCOLLATO  
GLUED CORNER STEP TREAD  
■ 33x120 (13"x48") RT 9mm

## FORMATI / SIZES

	120x120 (119,5x119,5)* 48"x48"	60x120 24"x48"	80x80 32"x32"	60x60 24"x24"	30x60 12"x24"	80x80 32"x32"
	RT	RT	RT	RT	RT	RT
	9mm	9mm	9mm	9mm	9mm	20mm
DISTRICT GREIGE	■	■	■	■▲	■▲	▲
DISTRICT IVORY	■	■	■	■▲	■▲	▲
DISTRICT SILVER	■	■	■	■▲	■▲	▲
DISTRICT GREY	■	■	■	■▲	■▲	▲

\*Formato nominale / Nominal size / Format nominal / Nennformat / Formato nominal

■ Spazzolato R10 | ▲ Structured R11

# plate

## Metal Glam

È un mondo industriale quello di Plate, affascinato dal progresso e dalla lucentezza dei metalli. La pelle d'acciaio della metropoli laboriosa scintilla sotto il sole e racconta lo spazio attraverso seducenti paradigmi estetici.

Da questa immagine nasce una serie profondamente urbana, che guarda alla città e agli spazi industriali come principali fonti d'ispirazione. La bellezza del metallo è un gioco di ossidazioni, cromature, superfici lucide e lisce. Con Plate, il gres effetto metallo entra in progetti architettonici d'avanguardia di chiaro stile industrial, ma anche in spazi abitati che riscrivono il comfort quotidiano. Abbinabile al cemento e al legno, la serie si presta a rivestire interni residenziali e commerciali che mescolano con maestria funzionalità e design.

Plate is inspired by the industrial world, fascinated by progress and the shine of metals. The steel skin of the industrious metropolis sparkles under the sun, telling space through seductive aesthetic paradigms.

This image gives rise to a series that takes the city and its industrial areas as its main creative concept. The beauty of metal is an interplay of oxidation, chrome, polished and smooth surfaces. With Plate, metal-effect porcelain stoneware enters avant-garde architectural projects with a clear urban style, as well as living spaces that rewrite everyday comfort. Combined with concrete and wood, the series lends itself to residential and commercial interiors that masterfully blend functionality and design.



plate

# SILVER



SILVER  
120x120 (24"x48")

plate

# OXYDE / TIN

OXYDE 120x120 (48"x48")  
TIN 120x120 (48"x48")



plate

# TITANIUM



TITANIUM 120x120 (48"x48")  
TITANIUM 60x120 (24"x48")  
SILVER 60x120 (24"x48")

plate

# COPPER / BRASS

COPPER 120x120 (48"x48")  
BRASS 120x120 (48"x48")  
ELEMENTS LUX  
CALACATTA STATUARIETTO 120x278 (48"x110")

---



plate

# ZINC



ZINC 120x120 (48"x48")  
PRECIOUS DARK 120x278 (48"x110")

plate

# ANTHRACITE

ANTHRACITE 120x120 (48"x48")  
COPPER 120x120 (48"x48")



plate



# 8 COLORI/ COLOURS

PLATE ANTHRACITE V2



PLATE SILVER V2




PLATE ZINC V2



PLATE TIN V2



PLATE COPPER V2



PLATE BRASS V2



PLATE TITANIUM V2



PLATE OXYDE V2



# 2 DECORI/ DECORS

LUXURY GOLD\*



LUXURY PLATINUM\*




PRECIOUS DARK\*



\* Applicazione di metalli preziosi, adatta solo per il rivestimento / Application of precious metals, wall tiles only.

● 120x278 (48"x110") RT 6mm



MOSAICO ● 30x30 (12"x12") RT 9mm  
TESSERE: 2,8x2,8 (1 1/8"x1 1/8")




PLATE ANTHRACITE




PLATE SILVER




PLATE COPPER




PLATE BRASS




PLATE ZINC




PLATE TIN




PLATE TITANIUM




PLATE OXYDE


plate

# 4


FORMATI/  
SIZES




● 120x278 (48"x110") RT 6mm



● 120x120 (48"x48") RT 9mm



● 60x120 (24"x48") RT 9mm



● 80x80 (32"x32") RT 9mm

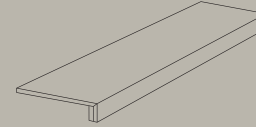
# 4

PEZZI SPECIALI/  
TRIMS



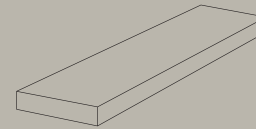
BATTISCOPIA  
BULLNOSE

- 4,6x120 (1<sup>13</sup>/<sub>16</sub>"x48") RT 9mm
- 7x80 (2<sup>3</sup>/<sub>4</sub>"x32") RT 9mm



SCALINO INCOLLATO  
GLUED STEP TREAD

- 33x120 (13"x48") RT 9mm



ANGOLARE INCOLLATO  
GLUED CORNER STEP TREAD

- 33x120 (13"x48") RT 9mm

## FORMATI / SIZES

	120x278 (119,5x278)* 48"x110"	120x120 (119,5x119,5)* 48"x48"	60x120 24"x48"	80x80 32"x32"
	RT	RT	RT	RT
	6mm	9mm	9mm	9mm
PLATE ANTHRACITE	●	●	●	●
PLATE ZINC		●	●	●
PLATE SILVER		●	●	●
PLATE TIN	●	●	●	●
PLATE TITANIUM		●	●	
PLATE OXYDE		●	●	
PLATE BRASS		●	●	
PLATE COPPER		●	●	

\*Formato nominale / Nominal size

● Natural R9

● Natural R9

# heritage

## Portland Charm

L'oceano ancestrale si scaglia contro le impervie scogliere del Dorset. La pietra di Portland è una mappa dove il tempo ha lasciato tracce preziose: inserti fossili, conchiglie e inclusioni sedimentarie che conservano la memoria del luogo. Heritage è un omaggio ceramico alla bellezza e al retaggio di una pietra calcarea usata tradizionalmente per rivestire i più importanti edifici istituzionali britannici: la facciata di Buckingham Palace, Westminster Abbey, la National Gallery, ma anche la sede della Nazioni Unite a New York. Inserita in contesti contemporanei residenziali e commerciali, Heritage svela il lato più intimo della pietra di Portland. Come i raggi di sole accarezzano tenui le coste dei mari del Nord, l'effetto pietra di Heritage riveste leggero le superfici, dando vita ad atmosfere calde ed eleganti.

The ancient ocean crashes against the rugged cliffs of Dorset. Portland stone is a map where time has left precious traces: fossil inlays, shells and sedimentary inclusions that preserve the memory of place. Heritage is a ceramic tribute to the beauty and authority of a limestone traditionally used to clad Britain's most important institutional buildings: Buckingham Palace's façade, Westminster Abbey, the National Gallery and the United Nations Headquarters in New York. Placed in contemporary residential and commercial settings, Heritage reveals the more intimate side of Portland stone. Like sunbeams gently caressing the shores of the North Seas, the stone effect of Heritage lightly coats surfaces, creating warm and elegant atmospheres.



# BEIGE



BEIGE 120x120 (48"x48")

ELEMENTS LUX EMPERADOR 120x278 (48"x110")

heritage

# PEARL

PEARL 60x120 (24"x48")  
9CENTO RIFLESSO BIANCO 120x278 (48"x110")



heritage

# IVORY



IVORY 120x120 (48"x48")  
BEIGE 120x120 (48"x48")

heritage

# GREY

GREY 120x120 (48"x48")

GEOMETRIC OCEAN 60x120 (24"x48")



heritage



GREY 60x120 (24"x48") 20mm  
GREY 30x60 (12"x24") R11

OMNIA CEPPO GREY 120x240 (48"x96")



# 4 COLORI/ COLOURS

HERITAGE PEARL V2



HERITAGE IVORY V2




HERITAGE GREY V2



HERITAGE BEIGE V2




# 2 DECORI/ DECORS




MOSAICO ■ 30x30 (12"x12") RT 9mm  
TESSERE: 2,8x2,8 (1 1/16"x1 1/16")




HERITAGE PEARL




HERITAGE GREY



HERITAGE IVORY



HERITAGE BEIGE



LINE 3D ■ 60x120 (24"x48") RT 9mm




HERITAGE IVORY

DISPONIBILE IN /  
AVAILABLE IN /  
HERITAGE PEARL, HERITAGE IVORY,  
HERITAGE GREY


# 7 FORMATI/ SIZES




■ 120x120 (24"x48") RT 9mm



■ 60x120 (24"x48") RT 9mm  
▲ 60x120 (24"x48") RT 20mm



■ ▲ 60x60 (24"x24") RT 9mm

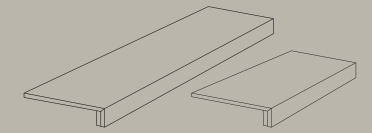


■ ▲ 30x60 (12"x24") RT 9mm

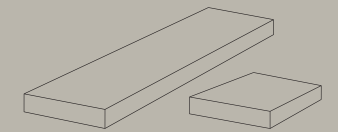
# 6 PEZZI SPECIALI/ TRIMS



BATTISCOPA  
BULLNOSE  
■ 4,6x120 (1 13/16"x48") RT 9mm  
■ 7,2x60 (2,8"x24") RT 9mm



SCALINO INCOLLATO  
GLUED STEP TREAD  
▲ 33x60 (13"x24") RT 9mm  
■ 33x120 (13"x48") RT 9mm



ANGOLARE INCOLLATO  
GLUED CORNER STEP TREAD  
▲ 33x33 (13"x13") RT 9mm  
■ 33x120 (13"x48") RT 9mm

## FORMATI / SIZES

	120x120 (119,5x119,5)* 48"x48"	60x120 24"x48"	60x60 24"x24"	30x60 12"x24"	60x120 24"x48"
	RT	RT	RT	RT	RT
	9mm	9mm	9mm	9mm	20mm
HERITAGE PEARL	■	■ ■	■ ▲	■ ▲	▲
HERITAGE IVORY	■	■ ■	■ ▲	■ ▲	▲
HERITAGE BEIGE	■	■	■ ▲	■ ▲	▲
HERITAGE GREY	■	■ ■	■ ▲	■ ▲	▲

\*Formato nominale / Nominal size

■ Spazzolato R10 | ▲ Structured R11 | ■ Line 3D

# decori

## *Decors*

*Audaci e giocose, le piastrelle ceramiche decorative vestono la casa come abiti sartoriali. La nuova linea di decori è un contenitore creativo che rimescola le regole dell'arredo e invita a creare combinazioni sempre nuove con le collezioni Keope. La serie include 4 fantasie botaniche dal design retro chic e 4 motivi geometrici scanditi dall'alternarsi dei colori. Disponibili nel nuovo formato 60x120 in 6 mm, i decori Keope combinano fantasie raffinate ed equilibrio formale.*

*Bold and playful, decorative ceramic tiles dress the home like tailored suits. The new line of decorations is a creative container that rewrites the rules of home design and invites ever new combinations with Keope collections. The series includes 4 botanical patterns with a retro chic design and 4 geometric patterns characterized by alternating colors. Available in the new 60x120 format in 6 mm, Keope decors combine refined patterns and formal balance.*



# BOTANICAL DECORS

## 4 COLORI/ COLOURS

BLOSSOM



LEAVES



SPRINGTIME



WATERCOLOR



● 60x120 (24"x48") RT 6mm

BLOSSOM 60x120 (24"x48")  
JOURNEY ALMOND  
CHEVRON 7,5X45 (6"x18")




decori

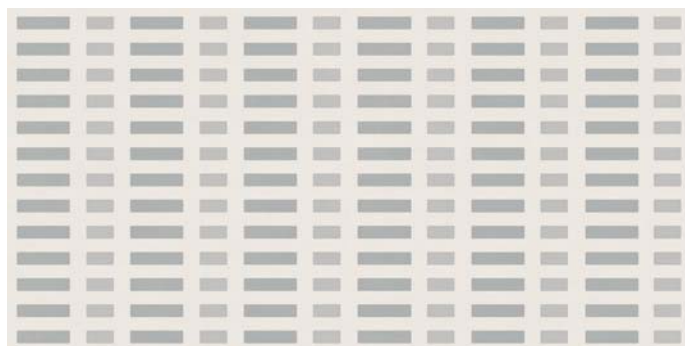
# GEOMETRICAL DECORS

## 4 COLORI/ COLOURS


GEOMETRIC SAND




GEOMETRIC MIST



GEOMETRIC CORAL



GEOMETRIC OCEAN



● 60x120 (24"x48") RT 6mm

GEOMETRIC OCEAN 60x120 (24"x48")

HERITAGE GREY 120x120 (48"x48")



decori

# METAL DECORS

## 3 COLORI/ COLOURS

LUXURY GOLD



LUXURY PLATINUM



PRECIOUS DARK



Applicazione di metalli preziosi,  
adatta solo per il rivestimento /  
*Application of precious metals,  
wall tiles only.*

● 120x278 (48"x110") RT 6mm

PRECIOUS DARK 120x278 (48"x110")

PLATE ZINC 120x120 (48"x48")



decori

# journey

*Back to Nature*

*Journey è un viaggio che racconta il legame indissolubile tra Uomo e Natura. Le venature e i nodi del legno, riprodotti fedelmente dai listoni di gres porcellanato, sprigionano negli ambienti il senso di calore e intimità che si lega tradizionalmente alla materia prima d'ispirazione.*

*Con questa serie viva e vibrante, che attira al primo sguardo e conquista con la sua elegante naturalezza, Ceramiche Keope coniuga valore estetico e calore domestico.*

*Doghe di diverse larghezze da abbinare con creatività, l'essenza di rovere declinata in quattro diversi colori, la modularità e lo stile classico del formato chevron definiscono il carattere di una collezione senza tempo, adatta sia a rivestimenti di superfici indoor che outdoor.*

*Journey explores the unbreakable bond between Man and Nature.*

*The grain and knots of wood, faithfully reproduced by porcelain stoneware planks, envelop the rooms in the sense of coziness and intimacy that is traditionally linked to the material of inspiration.*

*With this lively and vibrant series, which attracts at first glance and captivates with its elegant naturalness, Ceramiche Keope combines aesthetic value and domestic warmth.*

*Slats of different widths to be combined with creativity, oak essence declined in four different colors, modularity and the classic style of the Chevron format define the identity of a timeless collection, suitable for both indoor and outdoor surface coverings.*



# ALMOND

ALMOND 20x120 (8"x48")

ELEMENTS LUX CALACATTA GOLD 120x278 (48"x110")



# HONEY



HONEY 20x120 (8"x48")  
HONEY 30x120 (24"x48") 20mm



# CARAMEL

CARAMEL  
20x120 (8"x48")



journey

# BONE



BONE 20x120 (8"x48")  
LEAVES 60x120 (8"x48")

ELEMENTS LUX  
CALACATTA STATUARIETTO 120x278 (48"x110")

# 4 COLORI/ COLOURS

JOURNEY ALMOND V2



JOURNEY HONEY V2



JOURNEY CARAMEL V2



JOURNEY BONE V2



CHEVRON 7,5x45



JOURNEY BONE



JOURNEY CARAMEL



JOURNEY HONEY




JOURNEY ALMOND

# 3 MODULI/ MODULES


MODULE A

5x120 (2"x48") 41,6%  
10x120 (4"x48") 25%  
20x120 (8"x48") 33,3%



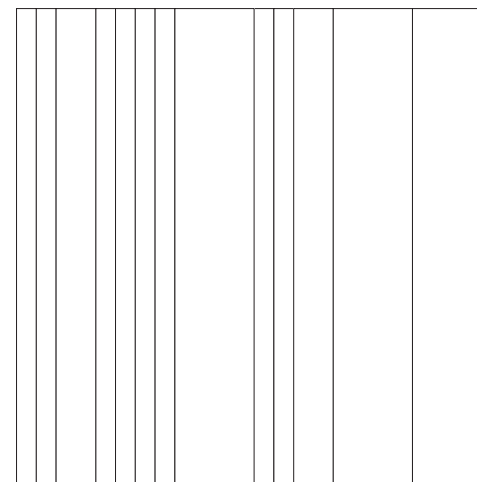
MODULE B

5x120 (2"x48") 33,3%  
10x120 (4"x48") 33,3%  
20x120 (8"x48") 33,3%



MODULE C

5x120 (2"x48") 33,3%  
10x120 (4"x48") 16,6%  
20x120 (8"x48") 50%



## IT\_

La posa modulare dei tre formati trasforma la pavimentazione in un "tappeto" geometrico ed emozionale, che enfatizza la finitura effetto legno in chiave progettuale. Massima libertà creativa per conferire valore aggiunto agli spazi abitativi

## EN\_

The modular laying of the three formats transforms the flooring into a geometric and emotional "carpet" that emphasizes the wood-effect finish from a design perspective. Maximum creative freedom to add value to living spaces.

# 5

FORMATI/  
SIZES



▲ 30x120 (12"x48") RT 20mm



● 20x120 (8"x48") RT 9mm



● 10x120 (4"x48") RT 9mm



● 5x120 (2"x48") RT 9mm



● 7,5X45 (6"x18") NOT RT 9mm

# 1

PEZZI SPECIALI/  
TRIMS

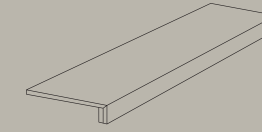


BATTISCOPA  
BULLNOSE

● 4,6x120 (1<sup>13/16</sup>"x48") RT 9mm

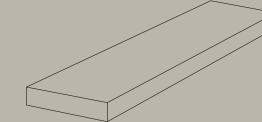
# 2

PEZZI SPECIALI 20mm/  
TRIMS 20mm



SCALINO INCOLLATO  
GLUED STEP TREAD

● 30x120 (12"x48") RT 20mm



ANGOLARE INCOLLATO  
GLUED CORNER STEP TREAD

● 30x120 (12"x48") RT 20mm

## FORMATI / SIZES

	20x120 8"x48"	10x120 4"x48"	5x120 2"x48"	chevron 7,5x45 6"x18"	30x120 12"x48"
	RT 9mm	RT 9mm	RT 9mm	NOT RT 9mm	RT 20mm
JOURNEY ALMOND	●	●	●	●	
JOURNEY BONE	●	●	●	●	▲
JOURNEY CAMEL	●	●	●	●	
JOURNEY HONEY	●	●	●	●	▲

● Natural R9 | ▲ Structured R11

● Natural R9 | ▲ Structured R11

# specs & tech

72 / **Gamma**  
*Range*

73 / **Misure-pesi-imballi**  
*Size-weight-packaging*

74 / **Tabella specifiche tecniche**  
*Technical features*

GAMMA / RANGE

COLLEZIONI COLLECTIONS	COLORI COLOURS	120x278 (119,5x278)* 48"x110"	120x120 (119,5x119,5)* 48"x48"	60x120 24"x48"	60x120 24"x48"	20x120 8"x48"	10x120 4"x48"	5x120 2"x48"	80x80 32"x32"	60x60 24"x24"	30x60 12"x24"	7,5x45 6"x18" chevron	60x120 24"x48"	80x80 32"x32"	30x120 12"x48"
		6mm	9mm	9mm	6mm	9mm	9mm	9mm	9mm	9mm	9mm	9mm	20mm	20mm	20mm
DISTRICT	GREIGE		■	■					■	■▲	■▲			▲	
	IVORY		■	■					■	■▲	■▲			▲	
	SILVER		■	■					■	■▲	■▲			▲	
	GREY		■	■					■	■▲	■▲			▲	
PLATE	ANTHRACITE	●	●	●					●						
	ZINC		●	●					●						
	SILVER		●	●					●						
	TIN	●	●	●					●						
	TITANIUM		●	●											
	OXYDE		●	●											
	BRASS		●	●											
	COPPER		●	●											
HERITAGE	PEARL		■	■						■▲	■▲		▲		
	IVORY		■	■						■▲	■▲		▲		
	BEIGE		■	■						■▲	■▲		▲		
	GREY		■	■						■▲	■▲		▲		
DECORI	BLOSSOM				●										
	LEAVES				●										
	SPRINGTIME				●										
	WATERCOLOR				●										
	GEOMETRIC CORAL				●										
	GEOMETRIC MIST				●										
	GEOMETRIC OCEAN				●										
	GEOMETRIC SAND				●										
	LUXURY GOLD	●													
	LUXURY PLATINUM	●													
PRECIOUS DARK	●														
JOURNEY	ALMOND					●	●	●				●			
	BONE					●	●	●				●			▲
	CARAMEL					●	●	●				●			
	HONEY					●	●	●				●			▲

\*Formato nominale / Nominal size








● Natural R9 | ■ Spazzolato R10 | ▲ Structured R11 | ■ 3D Line

MISURE, PESI ED IMBALLI / SIZE, WEIGHT AND PACKAGING

FORMATO SIZE	SPESSORE THICKNESS	PZ/SCATOLA PIECES/BOX	MQ/SCATOLA SQM/BOX	KG/SCATOLA KG/BOX	MQ/PALLET SQM/PALLET	KG/PALLET KG/PALLET	SCATOLA/PALLET BOX/PALLET
120x278	6mm	1	3,32	≈ 49,56	59,80	≈ 990,08	18
120x120	9mm	2	2,86	≈ 60,80	57,12	≈ 1.251,00	20
60x120	9mm	2	1,44	≈ 31,93	50,40	≈ 1.138,55	35
60x120	6mm	2	1,44	≈ 31,93	50,40	≈ 1.138,55	35
20x120	9mm	6	1,44	≈ 29,13	46,08	≈ 953,16	32
10x120	9mm	10	1,20	≈ 24,56	43,72	≈ 897,00	36
5x120	9mm	20	1,20	≈ 24,56	43,72	≈ 897,00	36
80x80	9mm	2	1,28	≈ 25,60	61,44	≈ 1.253,80	48
60x60	9mm	3	1,08	≈ 21,00	43,20	≈ 856,00	40
30x60	9mm	7	1,26	≈ 25,00	50,40	≈ 1.016,00	40
chevron 7,5x45	9mm	26	0,88	≈ 19,00	49,10	≈ 1.064,00	56
60x120	20mm	1	0,72	≈ 33,75	25,20	≈ 1.202,25	35
80x80	20mm	1	0,64	≈ 29,70	26,88	≈ 1.272,40	42
30x120	20mm	2	0,72	≈ 33,05	25,92	≈ 1.203,00	36
4,6x120 battiscopa	9mm	6	7,20	≈ 7,80	345,60	≈ 387,40	48
7x80 battiscopa	9mm	8	6,40	≈ 9,30	460,80	≈ 682,60	72
7,2x60 battiscopa	9mm	10	6,00	≈ 10,48	480,00	≈ 851,40	80

specs & tech | formats, colours, finishing

INFORMAZIONI TECNICHE / TECHNICAL FEATURES

DESCRIZIONE DESCRIPTION	NORME REGULATION	REQUISITI PRESCRITTI REQUIRED VALUES
	EN 14411 - ISO 13006	
 <b>DIMENSIONI RETTIFICATO</b> SIZES RECTIFIED	UNI EN ISO 10545-2	lunghezza-larghezza ±0,3% (±1,0 mm max) <i>length-width</i> spessore ±5,0% (±0,5 mm max) <i>thickness</i> ortogonalità ±0,3% (±1,5 mm max) <i>rectangularity</i> rettilinearità ±0,3% (±0,8 mm max) <i>straightness</i> planarità ±0,4% (±1,8 mm max) <i>surface flatness</i> qualità superficie ≥95% <i>surface quality</i>
		lunghezza-larghezza ±0,6% (±2,0 mm max) <i>length-width</i> spessore ±5,0% (±0,5 mm max) <i>thickness</i> ortogonalità ±0,5% (±2,0 mm max) <i>rectangularity</i> rettilinearità ±0,5% (±1,5 mm max) <i>straightness</i> planarità ±0,5% (±2,0 mm max) <i>surface flatness</i> qualità superficie ≥95% <i>surface quality</i>
 <b>ASSORBIMENTO ACQUA</b> WATER ABSORPTION	UNI EN ISO 10545-3	≤0,5%
 <b>RESISTENZA A ROTTURA</b> BREAKING STRENGTH	UNI EN ISO 10545-4	<b>R≥35 N/mm<sup>2</sup></b> <b>S≥700 N (&lt;7,5 mm)</b> <b>S≥1300 N (≥7,5 mm)</b>
 <b>RESISTENZA ABRASIONE PROFONDA</b> DEEP ABRASION RESISTANCE	UNI EN ISO 10545-6	≤175 mm <sup>3</sup>
 <b>RESISTENZA ABRASIONE PROFONDA (GL - Lappato / Silky)</b> DEEP ABRASION RESISTANCE (GL - Lappato / Silky)	UNI EN ISO 10545-7	-
 <b>RESISTENZA SHOCK TERMICI</b> THERMAL SHOCK RESISTANCE	UNI EN ISO 10545-9	resistenza / resistant
 <b>RESISTENZA AL GELO</b> FROST RESISTANCE	UNI EN ISO 10545-12	resistenza / resistant
 <b>RESISTENZA CHIMICA</b> CHEMICAL RESISTANCE	UNI EN ISO 10545-13	resistenza / resistant
 <b>RESISTENZA ALLE MACCHIE</b> STAIN RESISTANCE	UNI EN ISO 10545-14	pulibile / cleanable
 <b>CLASSIFICAZIONE ANTISDRUCCIOLO</b> ASSESSMENT OF SLIP RESISTANCE	DIN 51130	<b>R</b>
	DIN 51097	<b>A+B+C</b>
	B.C.R.A. (COF)	<b>&gt;0,40 bagnato / wet</b>
	ANSI A326.3 Test Metod (DCOF)	<b>&gt;0,42 bagnato / wet</b>
	BS 7976-2:2002 (UK) (Pendulum Test Value)	<b>0-24 scivoloso / slippery</b> <b>25-35 scivolosità moderata / moderately slippery</b> <b>&gt;36 basso rischio scivolamento / low slipping risk</b>

Piastrelle pressate a secco - Conforme alla norma EN 14411 e ISO 13006 appendice G gruppo B1-a con E ≤0,5%  
 Dry pressed tiles - Compliant with standards EN 14411 and ISO 13006 annex G group B1-a with E ≤0,5%

VALORI VALUES		VALORI VALUES		VALORI VALUES		VALORI VALUES		VALORI VALUES	
DISTRICT		HERITAGE		JOURNEY		PLATE		DECORI	
CONFORME COMPLIANT		CONFORME COMPLIANT		CONFORME COMPLIANT		CONFORME COMPLIANT		CONFORME COMPLIANT	
-		-		-		-		-	
≤0,1%		≤0,1%		≤0,1%		≤0,1%		≤0,1%	
9mm	20 mm	9mm	20mm	9mm	20mm	6mm	9mm	6 mm	
CONFORME COMPLIANT	R≥45 N/mm <sup>2</sup> S≥10000 N	CONFORME COMPLIANT	R≥45 N/mm <sup>2</sup> S≥10000 N	CONFORME COMPLIANT	R≥45 N/mm <sup>2</sup> S≥10000 N	CONFORME COMPLIANT		CONFORME COMPLIANT	
≤150 mm <sup>3</sup>		≤150 mm <sup>3</sup>		≤150 mm <sup>3</sup>		≤150 mm <sup>3</sup>		≤150 mm <sup>3</sup>	
-		-		-		-		-	
CONFORME COMPLIANT		CONFORME COMPLIANT		CONFORME COMPLIANT		CONFORME COMPLIANT		CONFORME COMPLIANT	
CONFORME COMPLIANT		CONFORME COMPLIANT		CONFORME COMPLIANT		CONFORME COMPLIANT		CONFORME COMPLIANT	
CONFORME COMPLIANT		CONFORME COMPLIANT		CONFORME COMPLIANT		CONFORME COMPLIANT		CONFORME COMPLIANT	
CONFORME COMPLIANT		CONFORME COMPLIANT		CONFORME COMPLIANT		CONFORME COMPLIANT		CONFORME COMPLIANT	
R10 120x120 - 60x120 80x80 - 60x60 - 30x60 R11 60x60 - 30x60 80x80 20 mm		R10 120x120 - 60x120 60x60 - 30x60 R11 60x60 - 30x60 60x120 20 mm		R9 20x120 - 10x120 5x120 - 7,5x45 chevron R11 30x120 20 mm		R9 120x278 -120x120 60X120 - 80x80		R9 120x278 - 60x120	
A+B Spazzolato R10 A+B+C Structured R11		A+B Spazzolato R10 A+B+C Structured R11		A Natural R9 A+B+C Structured R11		A Natural R9		A Natural R9	
CONFORME COMPLIANT		CONFORME COMPLIANT		CONFORME COMPLIANT		in test		in test	
CONFORME COMPLIANT		CONFORME COMPLIANT		CONFORME COMPLIANT		in test		in test	
in test		in test		in test		in test		in test	

specs & tech



---

**HEADQUARTER** via statale 467, 21  
42013 Casalgrande (RE) - Italy  
**FACTORY** via canale, 67  
42013 Casalgrande (RE) - Italy  
**WAREHOUSE** via dell'industria, 1  
42013 Casalgrande (RE) - Italy

---

**PHONE** +39 0522 997511  
**FAX** +39 0522 997544 (OT) - 545 (IT)  
**ADMIN. FAX** +39 0522 997413

---

[info@keope.com](mailto:info@keope.com)  
[keope.com](http://keope.com)

**IT\_**

Ceramiche Keope si riserva la facoltà di apportare variazioni ai prodotti illustrati in questo catalogo per necessità produttive o al fine di migliorarne la qualità. I campioni sono puramente indicativi. Gli imballaggi e pesi riportati possono variare per necessità produttive. Consultare gli uffici commerciali al momento dell'ordine.

**EN\_**

*Ceramiche Keope reserves the right to vary the products illustrated in this catalogue for production purposes or in order to improve quality. Samples are purely indicative. Packaging and weights shown may be varied in line with production requirements. Check with the sales department at the time of order.*



